



EQUIPMENT CODE STANDARD “ECS”.

Refrigerated Containers – Component codes, reference guide.

Version January 6, 2025.

IICL workgroup:

SEACO

**Chai Wah Koh
Hendry Xu
Jos Vanstiphout**

**SEACUBE
TEXTAINER**


**Jorge Dias
Alessandro Caldon
Peter Brandon**


TRITON

**Dennis Van Hal
Stijn Doffyn
Toni Jakat**

IICL:

**Luiz Gonçalves
technical@iicl.org**





**Rail Cone
Protector
Recess
RCI**

**T-Floor
Drain
TFD**



**Panel Inner
Cladding
PIC**

**Corner Post
J-bar
CPJ**

**Panel Inner
Cladding
PIC**


**Scuff Plate
/ Lining
PSL**

**T-Floor
Assembly
TFA**



**Load Line
Decal
LLD**

**T-floor Strip
TFI**



**Outer
Gasket
GTO**

**Locking Bar
Cam**



**Rail Cone Protector
Recess
RCI**

**Corner Post
J Bar
CPJ**

**Hinge Pin
HGP**

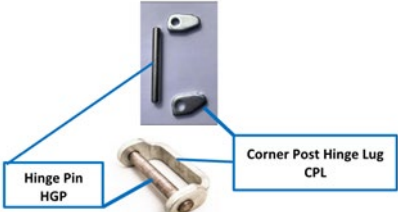
**Hinge Pin
Lug
CPL**



**Outer
Gasket
GTO**

**Inner
gasket
GIN**

**Hinge Blade
HGB**



**Hinge Pin
HGP**

**Corner Post Hinge Lug
CPL**

Locking Bar
Handle
LBH

Locking bar
bracket
LBB

Door Locking
Bar Rod
LBR



Door Chain
Hook
DRH

Door retainer -
holdback cord /
cable
DRT

Outer
Gasket
GTO

Inner
Gasket
GIN



**Rail
Assembly
RLA**

**Panel -
Outer
Cladding
POC**

**Other
Markings
MRU**


**Rail
Assembly
RLA**

**Corner Post
Assembly
CPA**

**High cube
strips
MHC**

**Roof Corner
Gusset
RCG**

**High cube
strips
MHC**



**Serial Number
and Check Digit
MSN**

**Header
Extension Plate
HEP**

**Corner
Fitting
CFG**

**Rail
Assembly
RLA**

Roof Corner Gusset RCG



Clip-on gen-set clamp socket COS

High cube strips MHC

Header Extension Plate

Other markings MRU

Corner Fitting CFG



Clip-on gen-set clamp socket COS

Roof corner gusset RCG

Header Extension Plate HEP

Rail Assembly RLA

Corner Post
Assembly
CPA

Rail
Assembly
RLA

Rail
Assembly
RLA


Corner Post
Assembly
CPA



Rail
Assembly
RLA

Rail
Assembly
RLA


Rail
Assembly
RLA



Rail
Assembly
RLA

Rivet
PRV

Panel
Outer
Cladding
POC



Clip-on Genset
Clamp Socket
COS

Corner post assembly
CPA

Corner Fitting CFG

High cube strips MHC

Clip-on Genset Clamp Socket COS

Hardware HWR

Evaporator Access Panel VAP



Evaporator Access Panel VAP

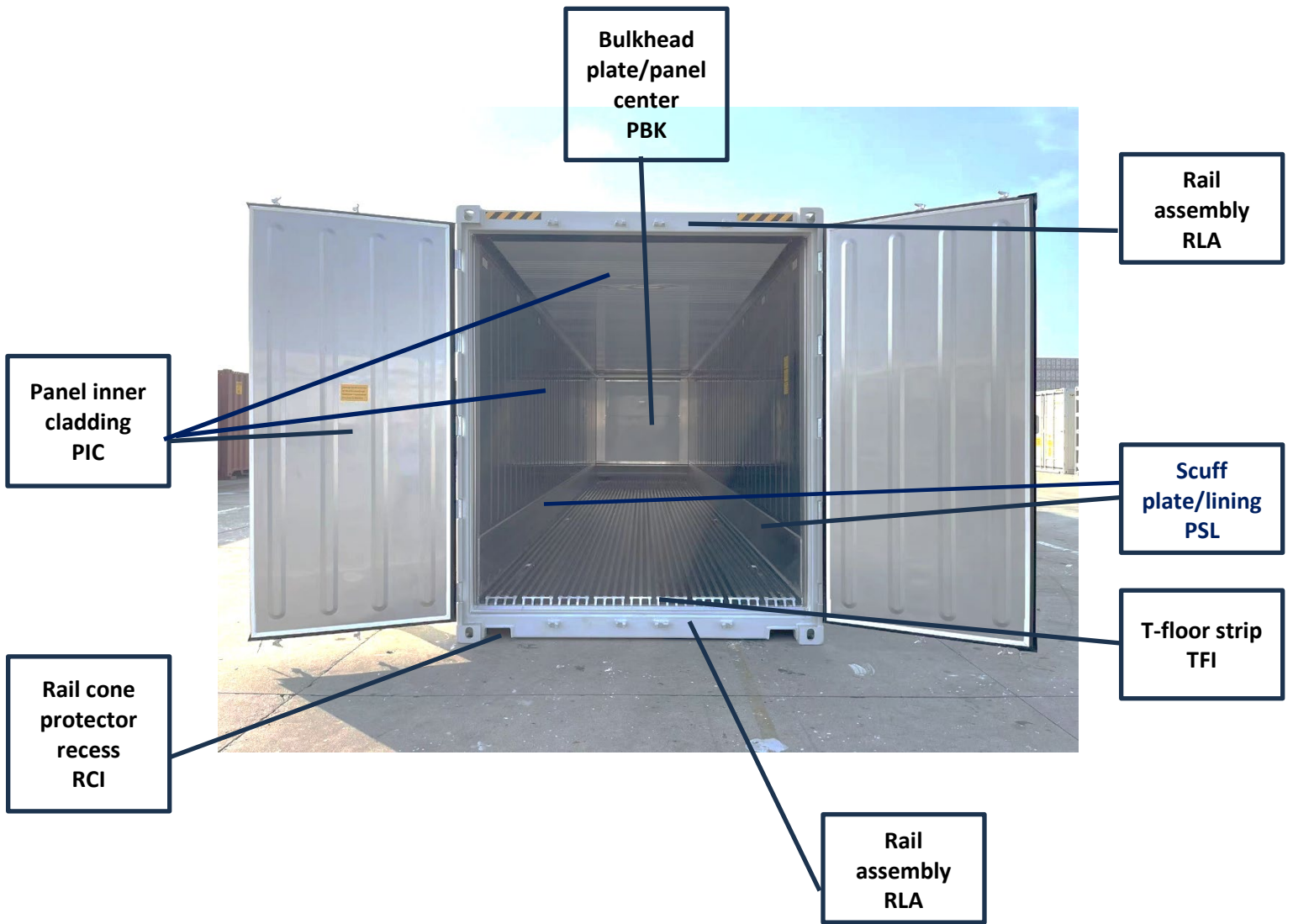
Air Exchange Vent ARE


Electrical Box BEA

Compressor - Complete with Motor ASY

Rail Assembly RLA

Cable Guard Small QPS





Interior
coving
TCI

Load line de
Load line
decal
LLD

Bulkhead
plate/panel
center
PBK

T-floor
assembly
TFA

Evaporator grille
GLI

Side Bulkhead doors
EPA

Bulkhead plate/panel center
PBK

T-floor baffle plate
TFF


T-floor baffle plate hinge holder
THH

T-floor baffle plate hinge
TFH



Front Baffle Plate Supports
BPS

Baffle Support Channels
BSC



**SPRING
KSS**

**Side
Bulkhead
door
EPA**

**Bulkhead
inner panel
INP**



**T-floor
assembly
TFA**

**T-floor
casting
TFC**

**T-floor end
seal
TFS**



**T-floor strip
TFI**

**Rail
assembly
RLA**

**Cam keeper
RCK**



**Panel edge
profile
PEP**



**Tunnel
Bolster
TUB**

**Gooseneck
Tunnel Rail
RTL**

**Self -opening
Drain
DKK**

**Subfloor
PAA**

**Cross-
member
assembly
CMA**



Subfloor
PAA

Crossmember
CMA

Tunnel
Bolster
TUB

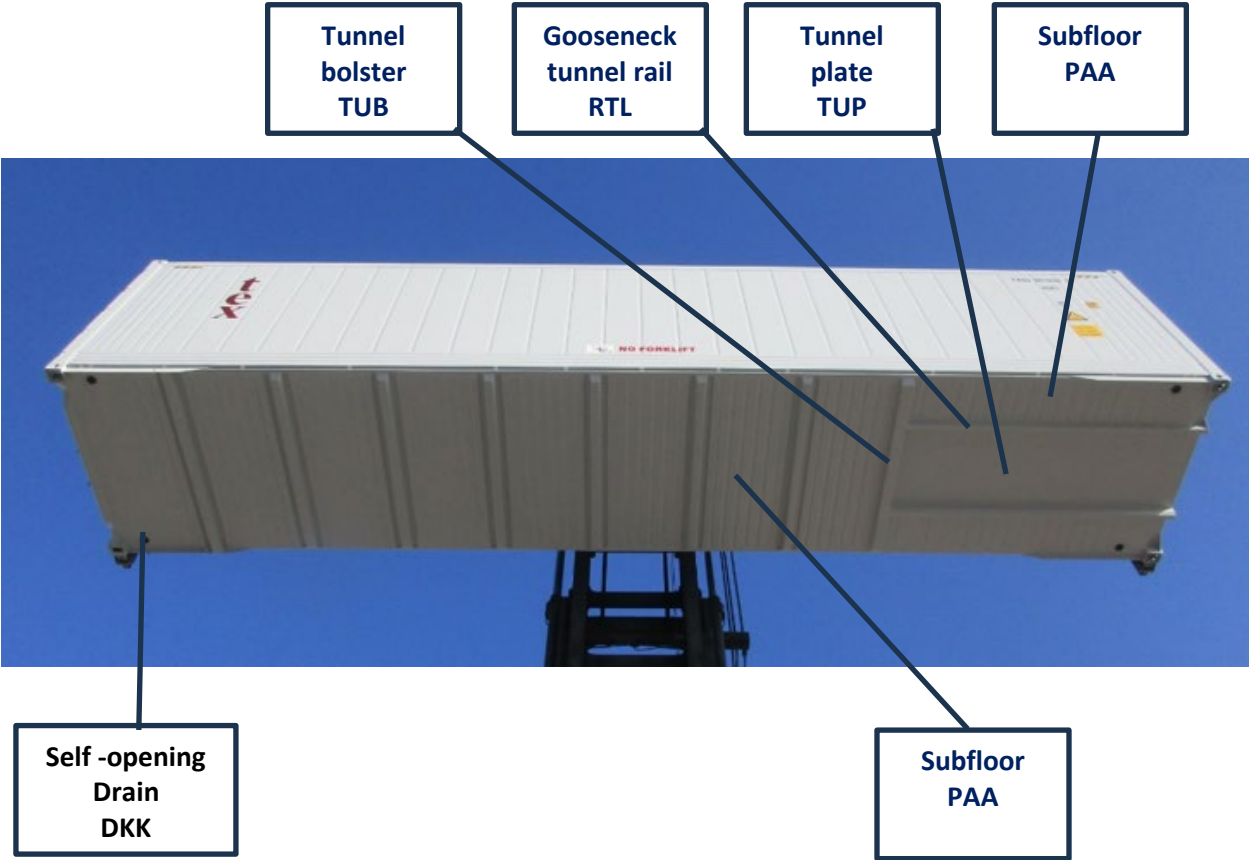
Gooseneck
Tunnel Rail
RTL

Subfloor
PAA


Gooseneck
tunnel rail
RTL

Tunnel
plate
TUP






NOTE: Considering the large number of machinery components, diversity of manufacturers and models, this document will focus on the more common components among all machine manufacturers for your immediate assistance. The IICL strongly suggests that you refer to the manufacturers' manuals for proper guidance on component names, component locations, and part serial numbers.







Condenser grille
GLK

Air exchange vent
ARE

Cable 460 V
ECB


Power cable box /
guard
QPS

Compressor complete
ASY

Evaporator access panel
VAP


Clip-on gen-set clamp socket
COS

Controller keypad
CKP



Custom seal
point
FCP

Custom seal
point
FCP



ning below
and OPEN
e door.
RETURNING
d setting.

Evaporator
access pane
VAP

Custom seal point
FCP

Custom seal point
FCP



Clip-on gen-set clamp socket COS

Clip-on gen-set clamp socket COS


tex

TEMU 988977 0

TEMU 988977 0

ZCSTIA R1343

CAUTION 9'6" HIGH



**Cylinder head
CYH**


**Compressor
Terminal Box
Cover
TMC**

**Hardware
HWR**

**Probe Cover
Refer to
Manuf.
Manual**


**DSV
connector cap
VCC**

**Valve stem
cap
KVC**



**Suction
Modulating
Valve
VMA**





**Contactors
Refer to
Manuf.
manual**

**Wiring
WIR**

**Contactors
Refer to
Manuf.
manual**

**Wiring
WIR**


**Circuit
breaker 460 V
CBR**

**Display
assembly
BDA**

**Mother
electronic
board
BMN**

**Controller
keypad
CKP**





**Contactors
Refer to
Manuf.
manual**

**Contactors
Refer to
Manuf.
manual**

**Circuit
breaker, 460 V
CBR**


**Circuit breaker
bracket/mount
CBM**

**Current
Transformer
CTF**

Coil assembly
condenser
CSK

Motor -
condenser fan
motor
MKS


Drain tube
DRN



Fan-
condenser
motor
FKN

Condenser
grille
GLK

Condenser
door panel
CDP




Condenser
door hinge
CRH

Fan -
condenser
motor
FKN



Condenser
coil mounting
bracket
CCB

Coil assembly
- condenser
CSK




Coil assembly
- condenser
CSK

Drain tube
DRN

**Electrical diagram
EDX**


**Electrical diagram
holder
EDH**




**Evaporator
grill
EGT**

**Coil fins –
evaporator
CFV**

**Drain pan
DPA**






Evaporator
coil heaters
HVC

Drain pan
DPA

Coil assembly
– evaporator
CSV

Evap. motor
mount
EMM




**Coil assembly
– evaporator
CSV**

**Evaporator
motor – elecc.
Connections
MVE**


**Motor -
evaporator
fan motor
MVS**

**Evap. fan
housing
(right and
left housing)
VFH**

**Evap. motor
mount
EMM**



Evaporation coil defrost
temperature sensor
EVS



**Piping, other
PMI**

**Support
bracket, pipe
system
TSB**

**Evaporator
coil heaters
HVC**

**Evap. fan
motor –
bracket
VFC**




**Drain pan
DPA**



**Coil fins –
evaporator
CFV**


**Evaporator
coil heaters
HVC**

**Heater
holding back
strip
HHS**




**Wiring
WIR**

**Piping
PMI**



**Hardware
huck bolts
HWH**




**Hardware
HWR**

**Locking bar
bracket
LBB**

**Locking bar
cam
LBC**

**Cam keeper
RCK**

**Self-
opening
drain
DKK**





**Markings
MRK**

**Electrical
diagram
EDX**

**Controller
box door
BCD**